

# 104P

Non-return foot valve

04 System

## Technical Data Sheet



## Description

This non-return foot valve is designed for clear water pumping systems with substantial flow, requiring large valves for supply systems. It guarantees excellent hydraulic performance.

- Operates in any position
- Reliable, robust, simple
- Minimum head loss
- Closing system : tripod formation with hydraulic profile with release spring
- Sealing ensured by a supple O-ring on a rigid seat
- Short axial guiding



### 104P

Non-return foot valve - 04 system

DN		PFA in bar	PS in bar				Cat.	Ref.	Weight Kg
"	mm		L1	L2	G1	G2			
3/4	20	10	10	10	x	x	4.3	<b>149B2361</b>	0,026
1	25	10	10	10	x	x	4.3	<b>149B2362</b>	0,042
1 1/4	32	10	10	10	x	x	4.3	<b>149B2363</b>	0,069

#### Important notice :

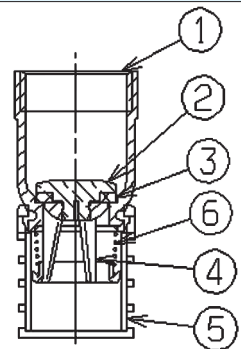
The indicated pressure for the different categories of fluids (L1/L2/G1/G2) is under no condition a guarantee of use. Therefore, it is essential to validate the use of products under given operating conditions. The operating instructions are available on our website [www.socla.com](http://www.socla.com) or by simple request from our sales department.

#### Technical features

Operating temperature	-10 °C to 65 °C
Permissible operating pressure (PFA) in water	See table above
Maximum permissible pressure (PS) other mediums	See table above
Connection	Female, BSP
Mediums	Clear liquids

#### Nomenclature and materials

N°	Description	Materials	EURO	ANSI
1	Body	DN 3/4 - 11/4 PPO (polyphenylene oxyde) DN 1" POM (polyacetal)		
2	Closing system	POM (polyacetal)		
3	Seal	EPDM		
4	Guide	POM (polyacetal)		
5	Strainer	PE (polyethylene)		
6	Spring	Stainless steel	X10CrNi18-8	AISI 302





### International construction Standards :

Directive 2014/68/UE

Thread connection NFE 03-005 ISO228

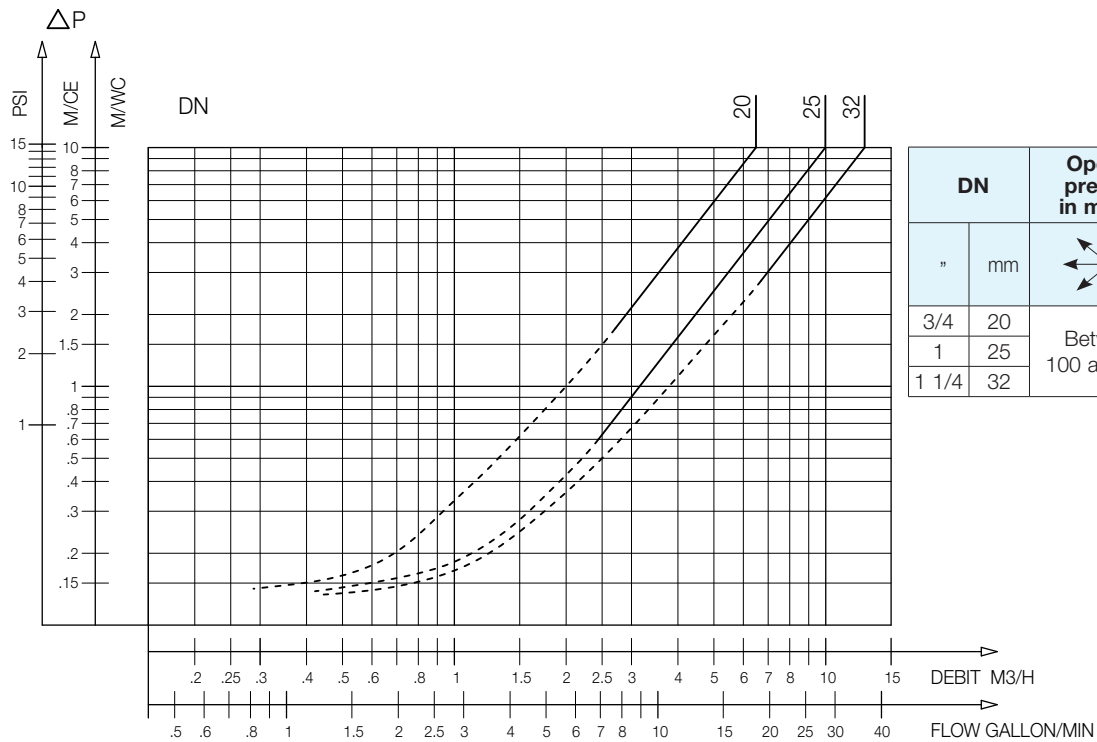
## Application

Construction, domestic pumping.

## Operation

### Direction for use :

- Solid line : Valve completely open
- Dotted line : opening stage of valve

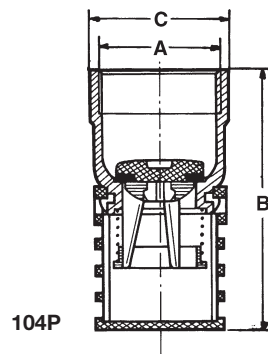


DN		Opening pressure in mm/CE	Kv	ζ
"	mm		m <sup>3</sup> /H	
3/4	20	Between 100 and 200	6,50	6,07
1	25		9,98	6,27
1 1/4	32		12,73	10,34

104 P - Headloss chart

## Sizing

A		B	C
"	mm	mm	mm
3/4	20/27	64,5	34
1	26/34	78,5	40
1 1/4	33/42	97	49



The descriptions and photographs contained in this product specification sheet are supplied by way of information only and are not binding.

Socla reserves the right to carry out any technical and design improvements to its products without prior notice. Warranty : All sales and contracts for sale are expressly conditioned on the buyer's assent to Socla terms and conditions found on its website at [www.socla.com](http://www.socla.com). Socla hereby objects to any term, different from or additional to Socla terms, contained in any buyer communication in any form, unless agreed to in a writing signed by an officer of Socla.



**A WATTS Brand**

**Socla sas**

365 rue du Lieutenant Putier • 71530 Virey-Le-Grand • France

Tel. +33 03 85 97 42 00 • Fax +33 03 85 97 42 42

[contact@wattswater.com](mailto:contact@wattswater.com) • [www.socla.com](http://www.socla.com)

ISO 9001 version 2015 / ISO 18001